



Mallows Green | Harlow | CM19 5SA

Offers Over £325,000

 clarknewman

Mallows Green | Harlow | CM19 5SA
Offers Over £325,000

A THREE BEDROOM MID TERRACE HOUSE with driveway to front. The ground floor comprises of a useful entrance porch through to the hallway with WC, large kitchen diner and living room to rear. Upstairs benefits from two double bedrooms, a single bedroom and a family bathroom suite. The rear garden is mostly block paved making it easy to maintain. The property is vacant and available chain free. Online virtual tour available.

- Three Bedrooms
- Driveway to Front
- Council Tax Band: C
- Mid-Terrace House
- Vacant & Chain Free
- EPC Rating: D

Front

Blocked paved driveway with dropped curb and established trees, bordered by timber picket fence.

Porch

6'4" x 2'9" (1.93m x 0.84m)

UPVC double glazed patio door to front. Useful storage cupboard housing gas and electric meter. UPVC double glazed door to entrance hall.





Entrance Hall

15'6" x 3'2" (4.72m x 0.97m)

UPVC double glazed door to porch. Radiator to wall. Stairs to first floor. Internal doors to WC, storage cupboard, kitchen and living room. Alcove under stairs.

WC

5'9" x 3'9" (1.75m x 1.14m)

UPVC double glazed window to front. Gas boiler to wall. White WC and vanity sink with black unit below. Heated towel rail to wall. Internal door to entrance hall.

Kitchen

11'8" x 13'4" (3.56m x 4.06m)

UPVC double glazed window to front, radiator to wall. Wooden fitted kitchen with a range of wall and base units, laminate worktops, stainless steel sink and drainer. Space/plumbing for appliances including fridge freezer, washing machine, dishwasher and electric cooker. Ample space for dining table. Internal door to entrance hall.

Living Room

11'3" x 19'5" (3.43m x 5.92m)

UPVC double glazed window and door to garden, vertical radiator to wall. Internal door to entrance hall.

Landing

10'9" x 6'1" (3.28m x 1.85m)


Stairs to ground floor. Radiator to wall. Internal doors to three bedrooms, family bathroom, storage cupboard and airing cupboard.


Bedroom One

11'4" x 11'0" (3.45m x 3.35m)

UPVC double glazed window to front aspect, radiator to wall. Internal door to landing.

 clarknewman

 clarknewman

 clarknewman

 clarknewman

 clarknewman



Bedroom Two

11'9" x 9'9" (3.58m x 2.97m)

UPVC double glazed window to rear aspect, radiator to wall. Internal door to landing.

Bedroom Three

6'6" x 9'7" (1.98m x 2.92m)

UPVC double glazed window to rear aspect, radiator to wall. Fitted wardrobes. Internal door to landing.

Family Bathroom

5'6" x 7'3" (1.68m x 2.21m)

UPVC double glazed window to front aspect. White three piece suite comprising of bath with electric shower above, WC and vanity sink. Radiator to wall. Internal door to landing.

Garden

East facing, block paved rear garden with flowerbeds and well established shrubs. Timber shed and rear access via timber gate out to car park. Exterior tap and lighting.

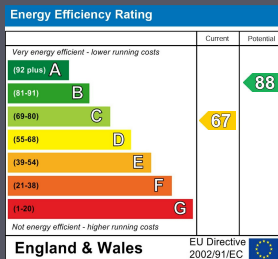
Agents Note

We believe the construction type to be shuttered concrete, rendered front and tiled roof.

Local Area

Within Summers there is a local convenience store, pub and takeaway. Harlow Town Centre is located 2.5 miles away (approx. 10 min drive) with frequent bus routes. There is also a local nursery and primary school close by.





Equity House
 4-6 Market Street
 Harlow
 Essex
 CM17 0AH
 01279 400444
 hello@clarknewman.co.uk